

Genesee County Pattern Practice

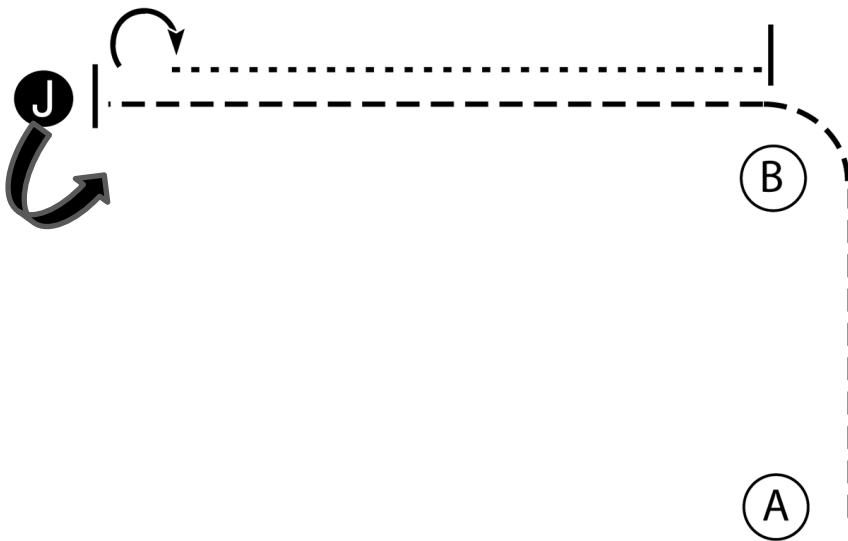
Showmanship (Mini, Cloverbuds & Gymkhana)

Educational Entries end : 06-30-2020 Classes #1,2 & 3

w w w . H o r s e S h o w P a t t e r n s . c o m

w w w . H o r s e S h o w P a t t e r n s . c o m

15 feet between A and B
20 feet between B to Judge



1. Trot from A to the Judge.
2. Stop and set up for inspection.
3. When dismissed perform a 180 degree turn.
4. Walk to B, stop and wait for instructions from the ring steward.

Walk - - - - -

Trot - - - - -

Back ←

Marker (B)

Judge (J)

[S/1-7]

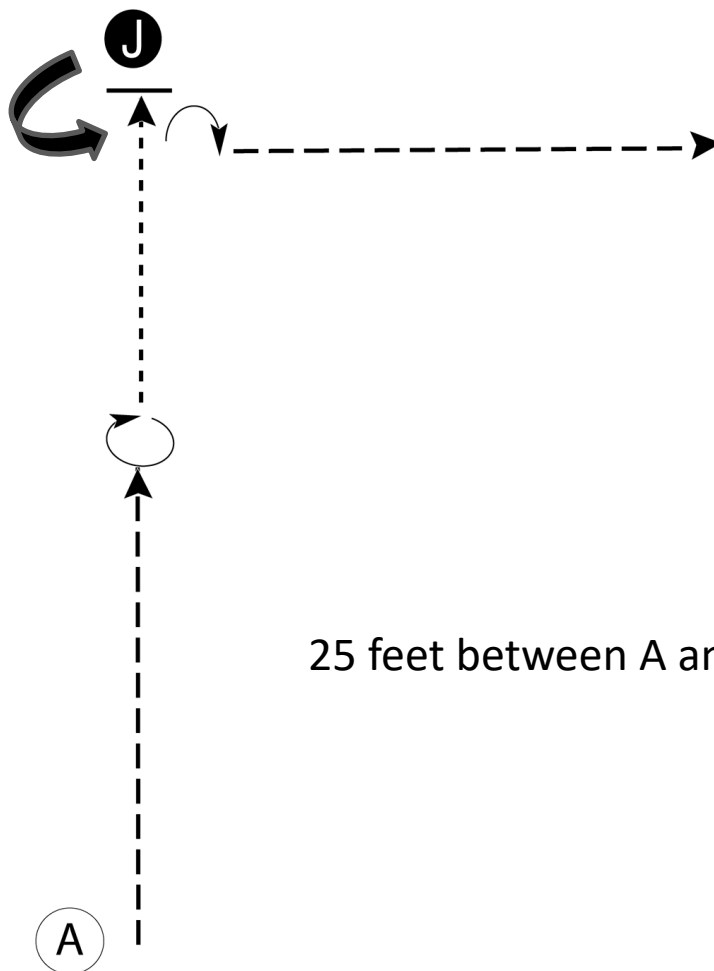
Pattern Provided by:
Judge: Aftin Ruhle

Genesee County Pattern Practice

Showmanship (15 & Over and 8-14)

Educational Entries end : 06-30-2020

Classes #4 & 5



1. Be ready at A.
2. Trot half way to the Judge.
3. Perform a 360 degree turn.
4. Walk to the Judge, stop and set up for inspection.
5. When dismissed perform a 90 degree turn and trot to the line up or follow the instructions of your ring steward.

| | |
|--------|-----------|
| Walk | ----- |
| Trot | - - - - - |
| Back | ← |
| Marker | ⓑ |
| Judge | ● |

[S/1-17]

Pattern Provided by:
Judge: Aftin Ruhle

w w w . H o r s e S h o w P a t t e r n s . c o m

w w w . H o r s e S h o w P a t t e r n s . c o m

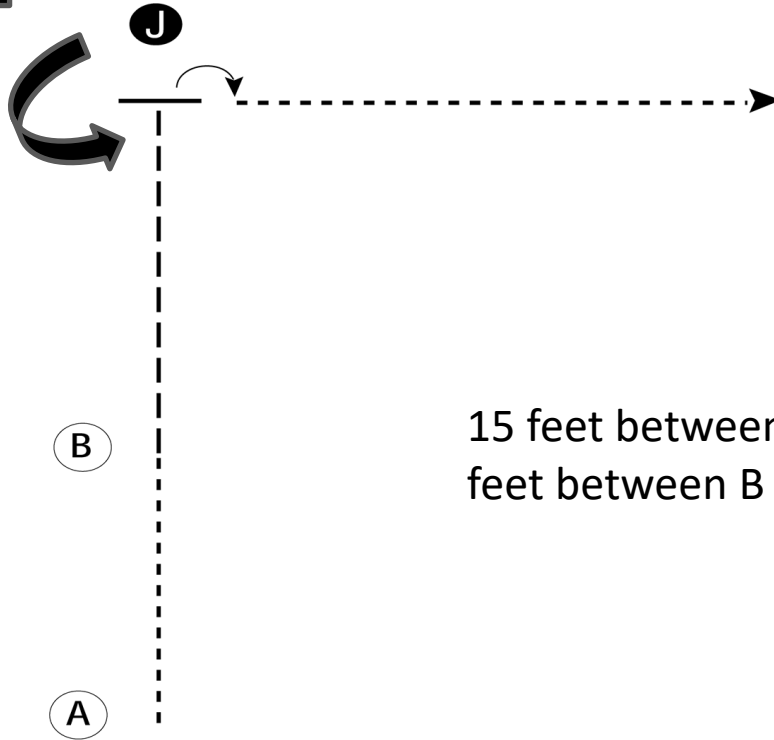
Genesee County Pattern Practice

Showmanship (Novice & W/T all ages)

Educational Entries end : 06-30-2020

Classes #6,7 & 8

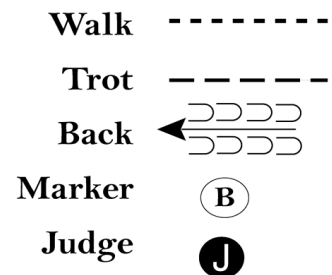
Camera



15 feet between A and B
20 feet between B to Judge

Be ready at A.

1. Walk from A to B.
2. Trot from B to the judge.
3. Stop and set up for inspection.
4. When dismissed, turn 90 degrees.
5. Walk away from judge and follow the instructions of your ring steward.



[SWT-9]

Pattern Provided by:
Judge: Aftin Ruhle

Genesee County Pattern Practice

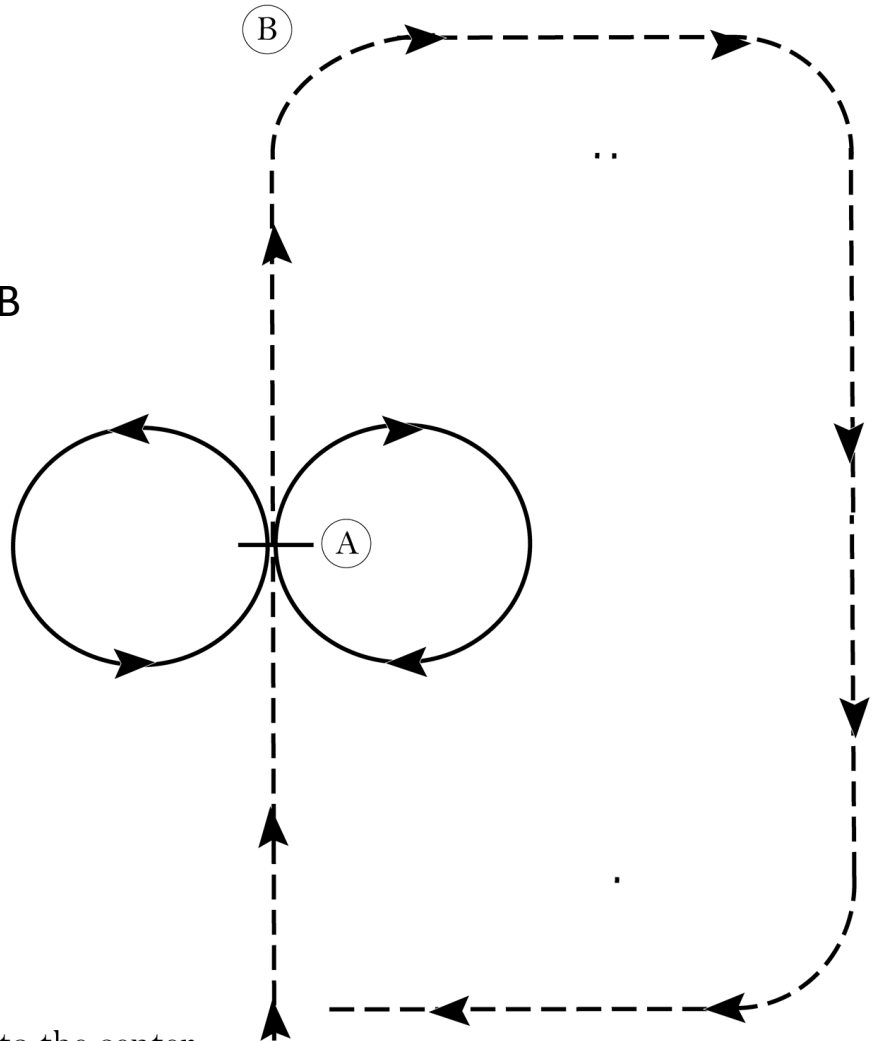
Saddle Seat Equitation (All Ages)

Educational Entries end : 06-30-2020

Class #11

Camera

Start 20 feet from A,
20 feet between A and B



Enter the arena at the trot.

1. Trot down the center line to the center point of the arena (A). Stop briefly.
2. Canter a figure eight - the first circle clockwise and the second circle counter clockwise. Stop briefly.
3. Trot down the center line to the midpoint of the far end of the arena (B).
4. Make a right turn and proceed around the curve, down the straightaway, around the next curve and exit.

The workout has been completed - Thank You.

| | |
|-----------------|-----------|
| Walk | ----- |
| Trot | - - - - - |
| Extended Trot | — — — — — |
| Canter | ————— |
| Lead Change | |
| Back | |
| Reference Point | (B) |

[SSE/7]

Pattern Provided by:

Judge: Aftin Ruhle

Genesee County Pattern Practice

English Equitation (15 & Over and 8-14)

Educational Entries end : 06-30-2020

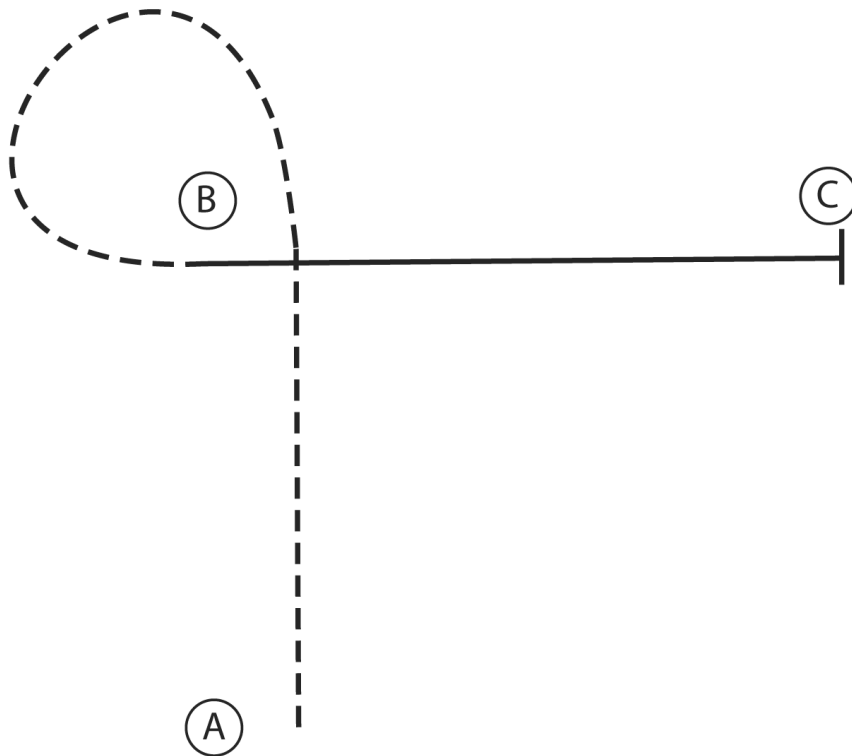
Classes #17 & 18

w w w . H o r s e S h o w P a t t e r n s . c o m

w w w . H o r s e S h o w P a t t e r n s . c o m

Camera

20 feet between A and B and
20 feet between B and C



1. Sitting trot A to B
2. Posting trot around B
3. At B canter on the right lead to C
4. Stop at C

| | |
|---------------|------------|
| Walk | |
| Trot | ----- |
| Extended Trot | ----- |
| Canter | ————— |
| Leg Yield | |
| Lead Change | ↘ ↙ |
| Back | ←←← ←←← |
| Marker | (B) |
| Sidepass | ←-----→ |

[HSE/1-7]

Pattern Provided by:
Judge: Aftin Ruhle

Genesee County Pattern Practice

Western Horsemanship (15 & Over and 8-14)

Educational Entries end : 06-30-2020

Classes #29 & 30

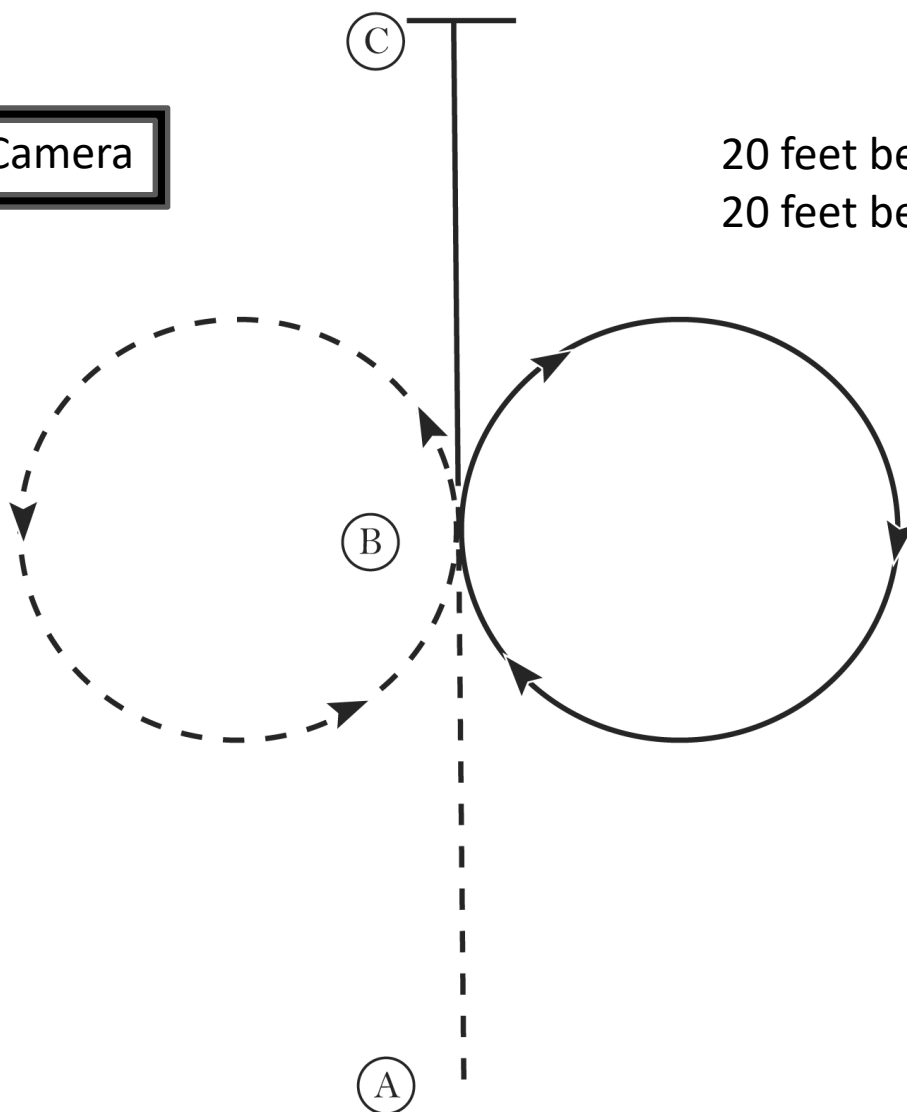
w w w . H o r s e S h o w P a t t e r n s . c o m

w w w . H o r s e S h o w P a t t e r n s . c o m

1. Jog A to B
2. At B jog a circle to the left
3. At B lope a circle to the right on the right lead
4. Continue the lope to C
5. At C stop

Camera

20 feet between A and B and
20 feet between B and C



| | |
|--------------|-------|
| Walk | |
| Jog | ----- |
| Extended Jog | ----- |
| Lope | ————— |
| Leg Yield | |
| Lead Change | ↘ |
| Back | ←←←←← |
| Marker | (B) |
| Sidepass | ←←←←← |

[WH/1-9]

Pattern Provided by:
Judge: Aftin Ruhle

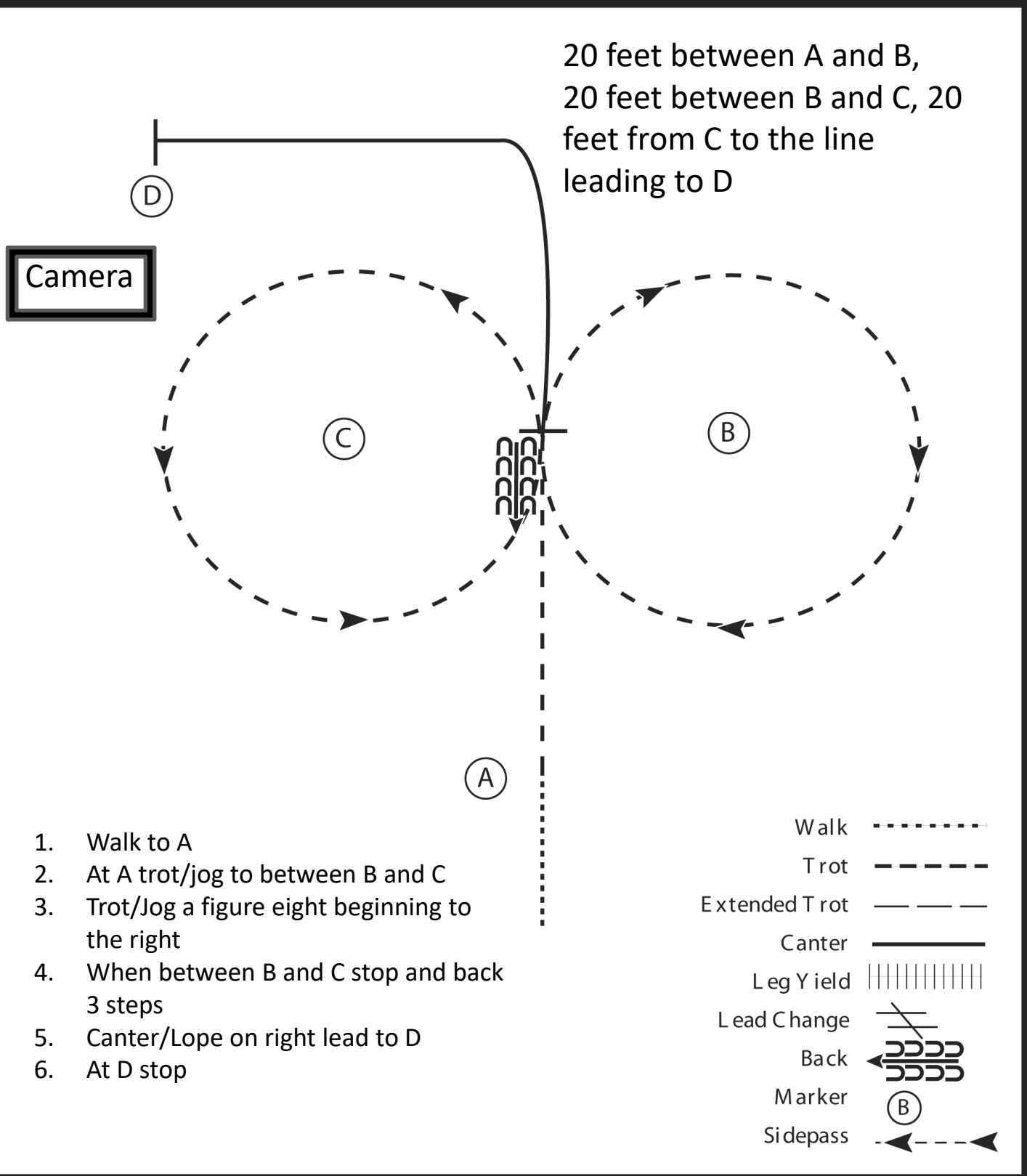
Genesee County Pattern Practice

Novice Equitation all seats (Class #13)

Educational Entries end : 06-30-2020

w w w . H o r s e S h o w P a t t e r n s . c o m

w w w . H o r s e S h o w P a t t e r n s . c o m



20 feet between A and B,
20 feet between B and C, 20
feet from C to the line
leading to D

1. Walk to A
2. At A trot/jog to between B and C
3. Trot/Jog a figure eight beginning to the right
4. When between B and C stop and back 3 steps
5. Canter/Lope on right lead to D
6. At D stop

- Walk (dotted line)
- Trot - - - - - (dashed line)
- Extended T rot - - - - - (long dashed line)
- Canter ——— (solid line)
- Leg Yield ||||| (vertical bars)
- Lead Change (diagonal line with slash)
- Back (c's with arrows)
- Marker (B) (circle with B)
- Sidepass (dashed line with arrows)

[HSE/1-4]

Pattern Provided by:
Judge: Aftin Ruhle

Genesee County Pattern Practice

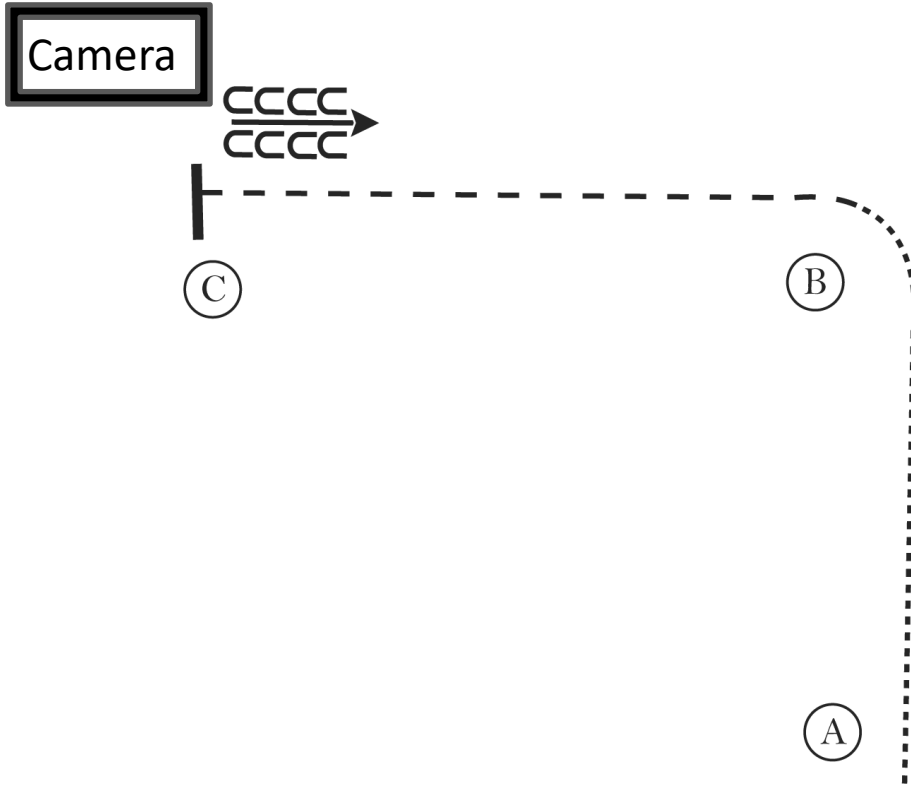
Novice and W/T Equitation all seats (Class# 14 & 15)

Educational Entries end : 06-30-2020

w w w . H o r s e S h o w P a t t e r n s . c o m

w w w . H o r s e S h o w P a t t e r n s . c o m

20 feet between A and B, and B to C



1. Walk A to B
2. Jog/Trot B to C
3. At C stop and back

| | |
|--------------|----------------|
| Walk | |
| Jog | ----- |
| Extended Jog | - - - - - |
| Lope | ————— |
| Leg Yield | |
| Lead Change | ↘ |
| Back | ←←←←← ←←←←← |
| Marker | (B) |
| Sidepass | ←←←←← |

[WH/WT-4]

Pattern Provided by:
Judge: Aftin Ruhle

Genesee County Pattern Practice

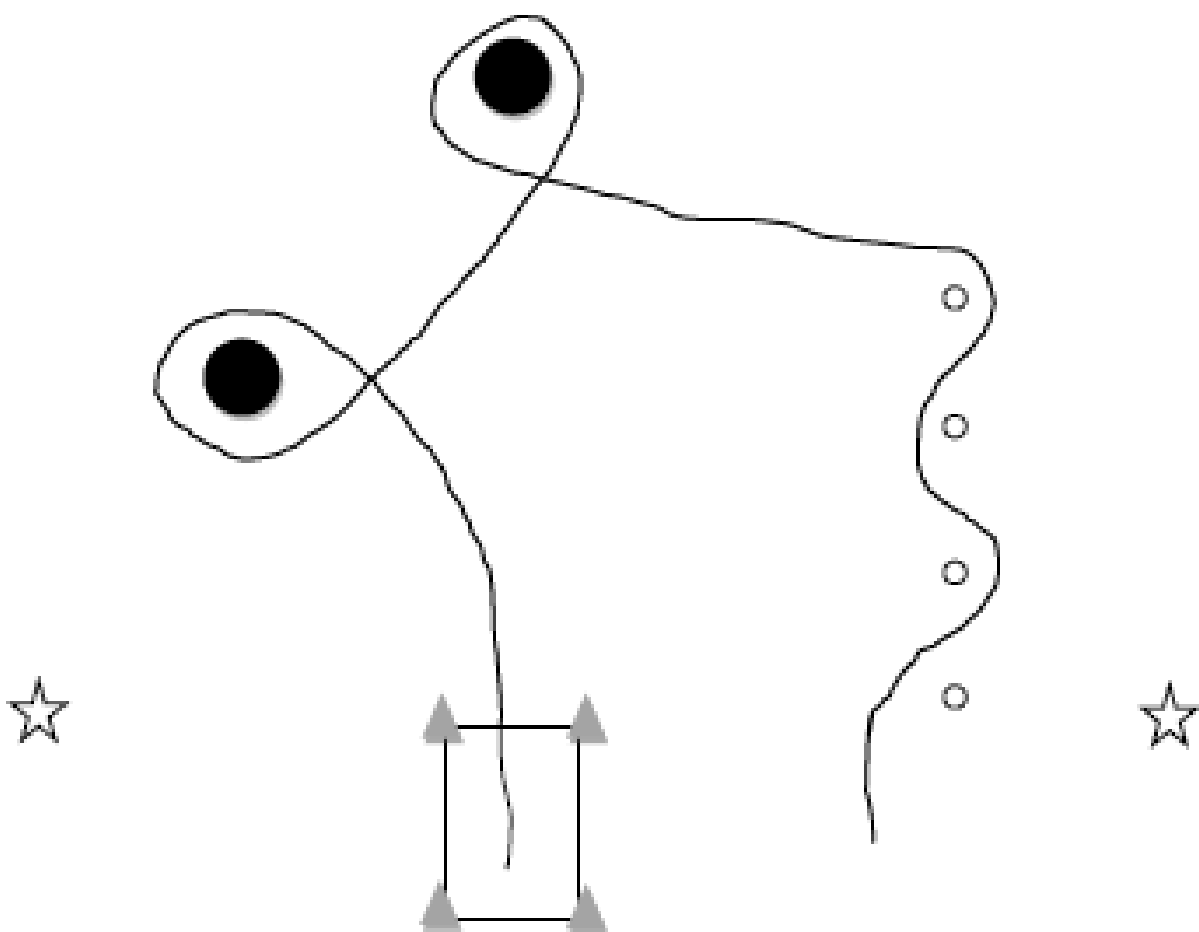
Educational Entries end : 06-30-2020

Gymkhana Equitation 8 and Up

Class #34

Camera

21 feet between each pole, 30 feet to first barrel, 30 feet to second barrel, 30 feet to box, Box 24 long by 12 wide



1. Weave poles
2. Go around both barrels
3. Stop in the box - (box marked with cones on each corner)

Time starts and stops when the stars are crossed